

Now with
Higher Lift Capacity

New
5310 41.6 kW
4WD

Better than Before !

Now with
PowerReverser™

Do Kadam Aage...



Forward - Reverse tractor
without operating clutch and gear



Saves time, increases productivity!



John Deere Promise
5 YEARS
WARRANTY*
— TECHNOLOGY LEADERSHIP —

*Conditions apply.



Hood Lock



Wide Range of Speed



On Wet Clutch



Electro-Hydraulic Wet Clutch

*Zindagi ka
Best Decision!™*



JOHN DEERE

Technical Specifications

ENGINE

Type	: 55 HP (41.6 kW), 2400 RPM, 3 Cylinders, Direct injection, Turbo charged, Inline FIP, Coolant cooled with over flow reservoir
Air filter	: Dry type, Dual element

TRANSMISSION

Clutch	: Dual, Wet Clutch Technology, Suspended type pedals, Electro- Hydraulic Operation,
Gear box	: 12 Forward + 12 Reverse : Top Shaft Synchromesh
Speeds	: Forward 1.6 - 32.5 kmph Reverse 1.7 - 35.5 Kmph
Forward & Reverse	: Through lever on steering column

BRAKES

	: Self adjusting and self equalising, hydraulically actuated, Oil immersed disc brakes
--	--

HYDRAULICS

Maximum Lifting capacity	: 2000 kgf
3 point linkage	: Category - II Automatic depth & draft control (ADDC)

STEERING

Type	: Fixed column - Power
------	------------------------

POWER TAKE OFF

Type	: Electro-Hydraulic Wet Clutch, Dual, Independent, 6 Spines
Standard	: 540 @ 2376 ERPM
Economy	: 540 @ 1705 ERPM

WHEELS AND TYRES

Front	: 9.5 X 24 (0.24 x 0.61m), 8 PR
Rear	: 16.9 X 28 (0.43 x 0.71m), 12 PR

FUEL TANK

Capacity	: Rear mounted, 68 L
----------	----------------------

ELECTRICAL SYSTEM

	: 85 Ah, 12 V battery, 43 Amp. Alternator, 12 V, 2.5 kW Starter motor
Instrument cluster	: LCD display (Hour meter, Tractor speed and PTO RPM monitor)

WEIGHT AND DIMENSIONS


Total weight	: 2370 kg
Wheel base	: 2050 mm
Overall length	: 3630 mm
Overall width	: 1850 mm
Min Ground Clearance	: 0440 mm

ADDITIONAL FEATURES

- Finger-Touch Electro-Hydraulic Forward Reverse Lever with Neutral
- Maintenance-free Wet Clutch Technology
- Heavy Duty Front and Rear Axle
- Car type Engine On/Off

FACTORY FITTED OPTIONS


- ROPS - Roll over protection structure



5310 also available in base model
without *PowrReverser™*

New
5310 41.6 kW
4WD
Better than Before!

Now with
PowrReverser™



Automatic hood opening
Single piece hood opening
with gas struts




Finger guard
Enhanced safety



Side bar & steps with mat
Climbing up and
down the tractor
is now easier



Operator Presence Switch
Tractor will not move
if there is no operator on seat



**Electro-Hydraulic
Operated
PTO Switch**



**High torque
reserve**
More productivity

John Deere Genuine Parts

| Economical | Reliable |
| Easily available |



John Deere India Private Limited

3rd floor, Tower-15, Cybercity, Magarpatta City, Hadapsar,
Pune - 411013. Maharashtra. www.JohnDeere.co.in

For more information, please contact our authorised dealer or nearest area office.



- Tractors • Implements
- Harvesters • Finance



JOHN DEERE